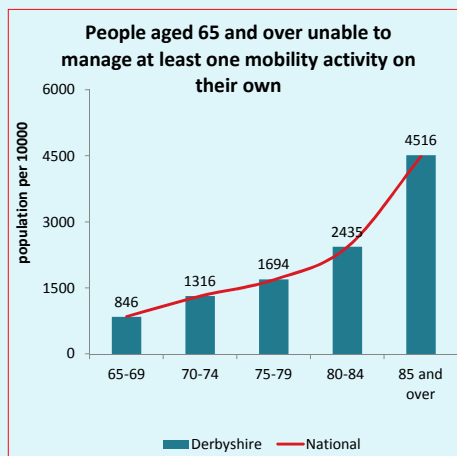
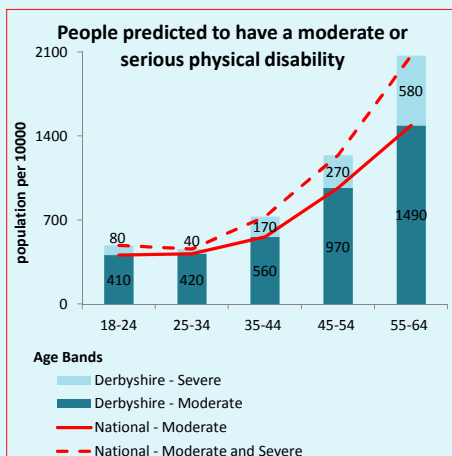




Physical Disability



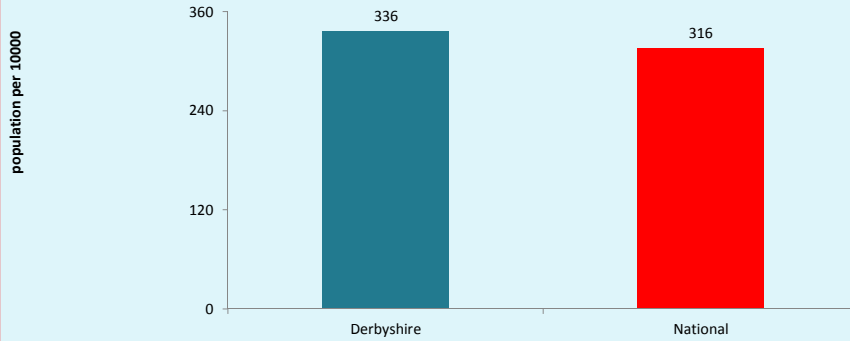
10.4% of 18-64 years have a moderate or serious physical disability, this totals 64'775 people in Derbyshire

Visual Impairment



RNIB Sight Loss Data Tool Version 3.2 Published October 2016

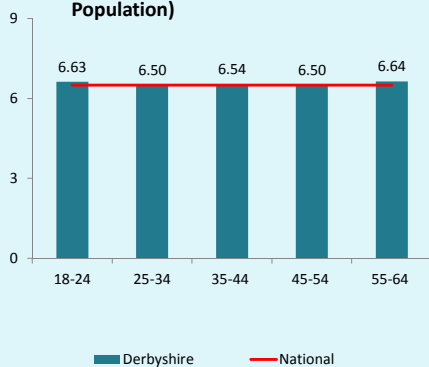
Estimated number of people aged 18+ years living with sight loss (2016)



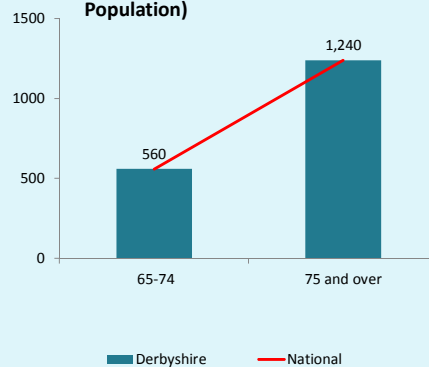
3.4% of 18+ years are estimated to be living with sight loss, this totals 27'140 people in Derbyshire

Serious Visual Impairment

People predicted to have a serious visual impairment (number per 10000 Population)

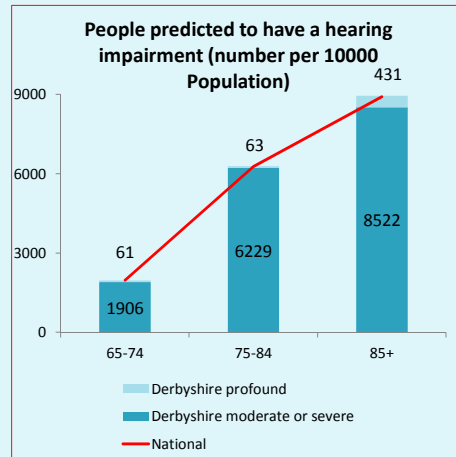
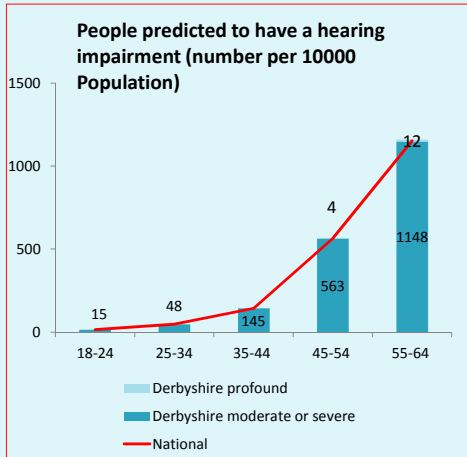


People predicted to have a serious visual impairment (number per 10000 Population)



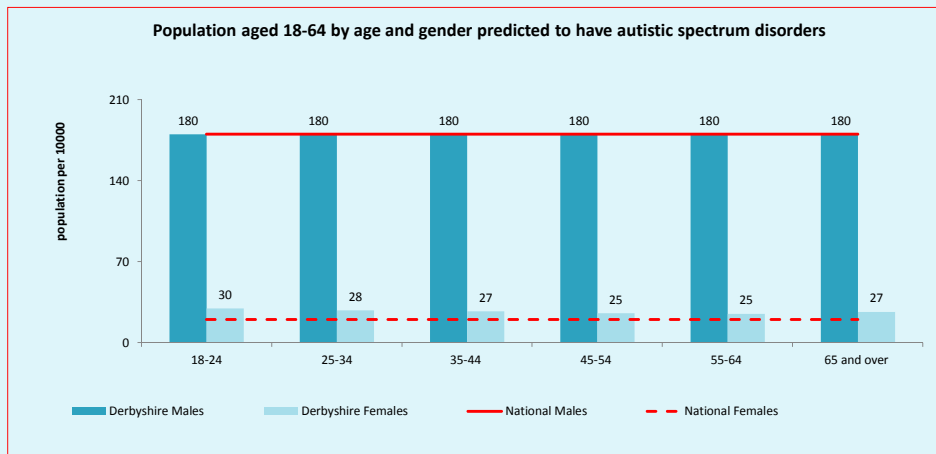
0.06% of 18-64 years have a serious visual impairment, this totals 406 people in Derbyshire

Hearing Impairment



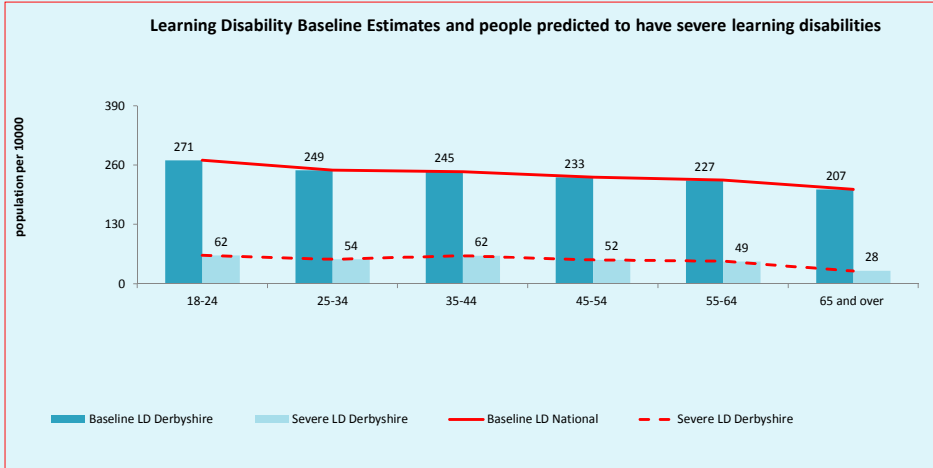
4.2% of 18-64 years have a moderate or profound hearing impairment, this totals 20'550 people in Derbyshire

Learning Disability



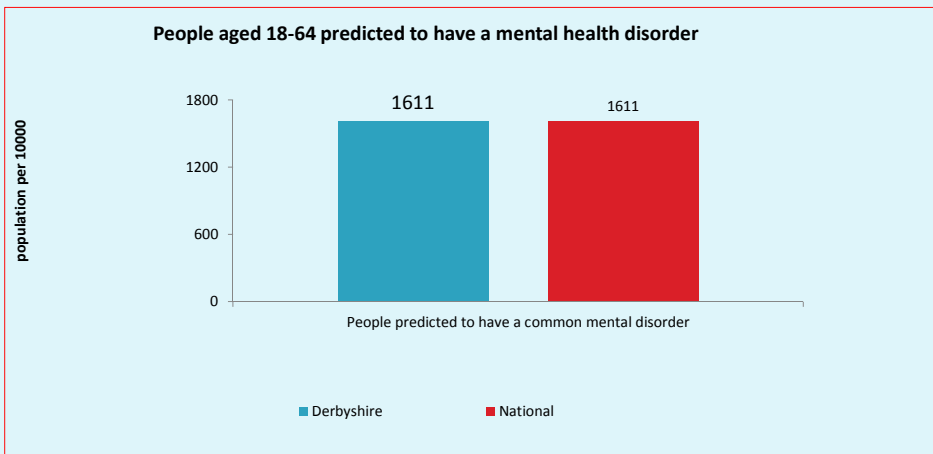
1.0% of 18-64 years have an autistic spectrum disorders, this totals 6'204 people in Derbyshire, of which 5582 are male.

Learning Disability



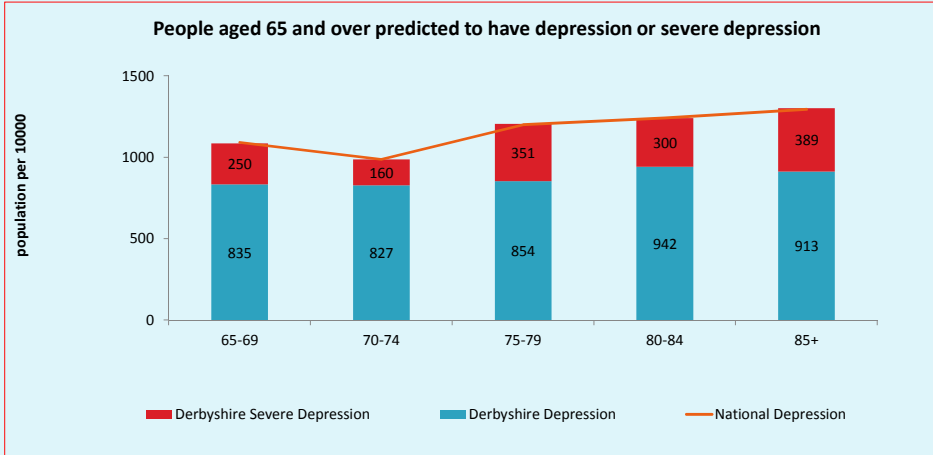
0.6% of 18-64 years have a moderate or severe learning disability, this totals 3'438 people in Derbyshire

Mental Health



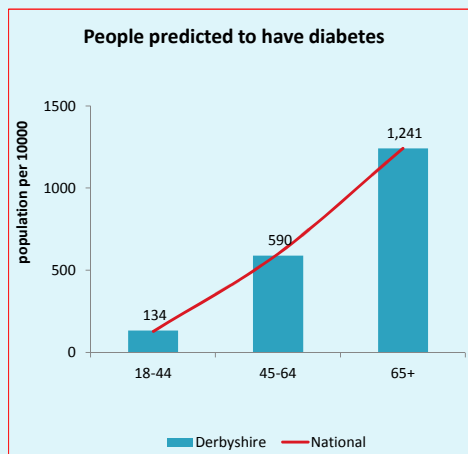
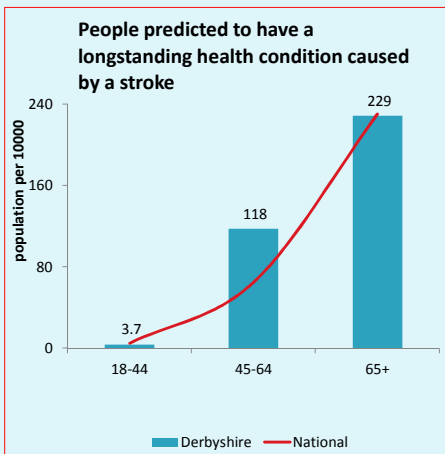
16.12% of 18-64 years have a mental health disorder, this totals 100'134 people in Derbyshire

Mental Health



11.32% of people aged 65+ have depression or severe depression, This totals 22'123 people in Derbyshire

Long Term Condition



0.3% of 18-64 years have a long standing condition caused by a stroke, this totals 2'001 people in Derbyshire
3.4% of 18-64 years have a health condition caused by diabetes, this totals 22'162 people in Derbyshire

Summary

Summary	18-64 population	
Mental Health Disorder	16.12%	100134
Physical Disability	10.40%	64775
Long Term Condition	3.70%	24163
Hearing Impairment	4.20%	20550
Learning Disability	2.4%	15091
Autism Spectrum Disorder	1.00%	6208
Severe Learning Disability	0.60%	3438
Visual Impairment	0.06%	406

Overlap - almost 75% of disabled people have more than one type of impairment.